

Street Furniture

We can provide a wide range of street furniture to suit a variety of commercial landscaping applications. So whether you're looking for stainless steel bollards or pedestrian guardrails, contact your local Keyline branch for everything you need for your project.

- /// POSTS
- /// BOLLARDS
- /// BARRIERS
- /// CYCLE STANDS
- /// CYCLE SHELTERS
- /// CYCLE LOCKERS
- /// PARKING CONTROL
- /// VEHICLE ACCESS CONTROL
- /// AUTOMATIC & MANUAL SYSTEMS
- /// SMOKING SHELTERS
- /// SEATING



Parking Posts



Bollards



Vehicle Access



Cycle Security



Walkways, Canopies & Shelters



Seating, Bins & Tree Griiles

For more information on the full range of Street Furniture available, please contact your local Keyline branch.

To find your nearest branch please visit www.keyline.co.uk or text Keyline and the town you are in (e.g. Keyline Nottingham) to 81222*

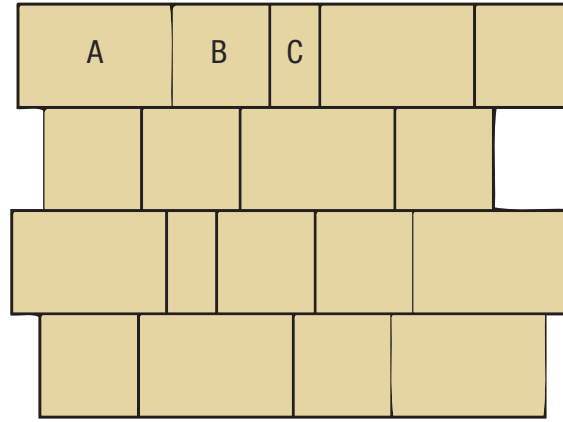
*You will be charged at your standard network rate. You will not be charged for receiving texts from Keyline.

PICK UP YOUR COPY OF OUR STREET FURNITURE BROCHURE

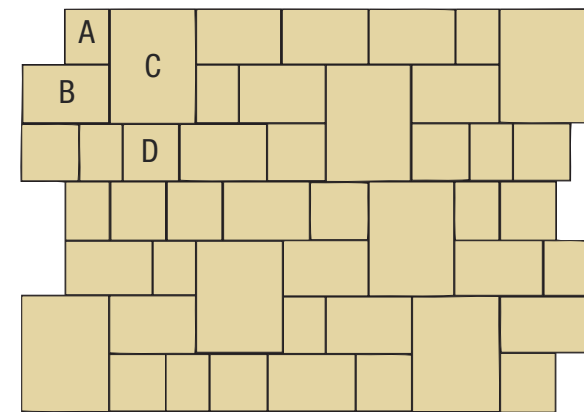


Laying Patterns


Block paving can be laid in various ways to create different patterns and styles. Some of the most popular laying patterns are detailed below to help you decide on a style that's right for you. For additional information and advice on laying patterns, please speak to your tradesman or your local Keyline branch.



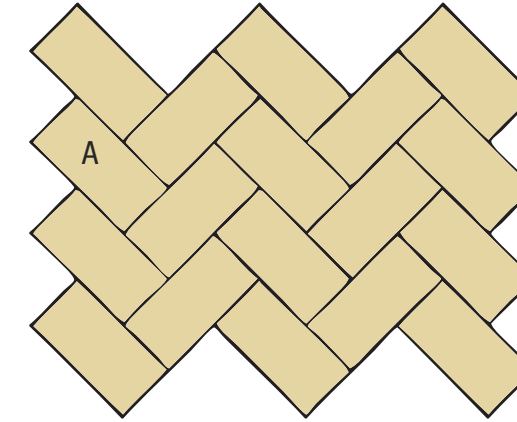
Coursed



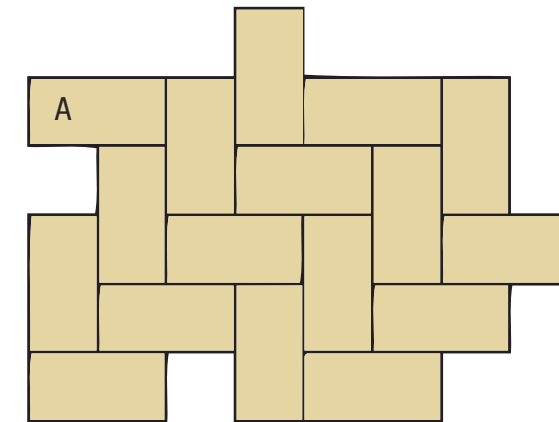
Jumper Block



90° Stretcher Bond



45° Herringbone



90° Herringbone



If you need inspiration or practical help in creating and calculating your new driveway or patio, then speak to your local Keyline who have access to Marshalls' Paving Planner software, which not only provides laying patterns to inspire your plan, but also calculates the amount of product you will need.

EASY STEPS

- Patios & Driveways
- Accurate quantities
- Huge choice of laying patterns
- Select by flag size
- Add kerb and edging
- Colour swatches
- Calculates carbon value
- Easy printout



For more information on the Paving Planner service, please see pages 10 - 11.



Our Environmental Commitment



Our Environmental Commitment

Keyline is fully committed to protecting the environment and are continually looking for new ways to improve the environmental performance of all our trading activities.

Our aim is to prevent pollution, reduce carbon emissions, cut down on waste and increase the amount of certified, well-managed timber we buy. Our environmental management system is certified to the international standard ISO 14001.

Working Together

We continue to engage with our customers, suppliers and regulators and recognise that a partnership is required to achieve genuine progress in reducing our impact on the environment.

As a Group, we have recently achieved the Carbon Trust Standard certifying that we have genuinely reduced our carbon footprint and are committed to making further reductions year on year. We have committed to reducing construction supply chain waste and signed WRAP's Halving Waste to Landfill commitment. We are members of the WWF Forest and Trade Network and have certified timber and timber products available at branches across our network. In buying FSC certified products, you are supporting responsible forest management around the world.

Sustainable Products

We are already embracing the changing needs of the market by providing a range of technologies and products designed to help reduce the impact on the environment. These include low energy lighting, solar panels, rainwater harvesting and ground sourced heat pumps. We also offer a comprehensive range of sustainable urban drainage solutions including the latest generation of permeable paving.



Committed to Carbon Reduction

Matching the Government's pledge to reduce carbon emissions by 80% by 2050, Marshalls is well on its way to making a real difference in fighting the cause of climate change.

Marshalls has been awarded the Carbon Trust Standard for its work in measuring, managing and reducing its business carbon footprint.

It's a really proud achievement for Marshalls.

Carbon Footprint?

A carbon footprint is the sum of the carbon dioxide and other greenhouse gases created by a single unit of product during its life from production, through the supply chain, to use and disposal.

Marshalls carbon footprints have been calculated using the Carbon Trust's Footprint Expert™ Toolkit and certified by the Carbon Trust.



IMPORTANT

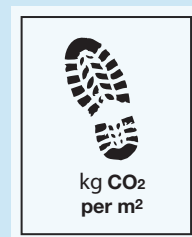
Please note that the Carbon values highlighted in blue have been calculated by Marshalls.

Carbon Labelling

For those wanting to 'compare the products' carbon footprints we are leading the field by communicating independently verified carbon footprints for domestic products. Customers are now able to make an informed decision about the products they buy – and their own impact on the environment.

As part of an ongoing commitment to carbon and energy reduction, Marshalls has developed tools such as the Marshalls Carbon Calculator.

For the very latest carbon values of each product visit: www.marshalls.co.uk/transform/carboncalculator



Marshalls and Sustainability



For Marshalls, sustainability is not a choice. It's a way of doing business to ensure products are developed to a consistently high standard and have a minimal impact on the environment. It's also about working with the communities around us and giving customers the products they really want.

The Environment and Community

Marshalls works with partners and local communities on a variety of environmental initiatives.

Here are just some examples of recent achievements:

- World leading carbon footprinting programme for over 2,000 commercial and domestic hard landscaping products
- Conversion of domestic block paving range to permeable paving products
- Training of over 1,000 landscapers in installation of permeable paving
- Commitment to energy saving including employee engagement and carbon reduction programme
- Marshalls Charity of the Year for 2011 is Thrive, a national charity that helps disabled people transform their lives through gardening.

Biodiversity Benchmark Success

In the UN International Year of Biodiversity 2010, Marshalls Stoke Hall site gained recognition from the Wildlife Trusts – the second Biodiversity Benchmark for Marshalls and the first for any company in Derbyshire.

Marshalls has also hosted Biodiversity Open Days for partners such as the RSPB and Doncaster Naturalists' Society as well as the local community to participate in a wildlife search.

Ethically sourced FAIRSTONE® by Marshalls

In 2010, Marshalls re-branded its Indian sandstone paving range 'Fairstone' in response to the growing number of concerned consumers who are becoming all too aware of the ethical issues surrounding the supply of stone from overseas. Marshalls continues to work with the Ethical Trading Initiative (ETI). In India it implements the ETI Base Code on a daily basis, Marshalls now employs a full time in-field social auditor who works with quarry owners and workers and in the wider community to uphold the Base Code and its principles.



ETI Base Code

- No-one should be forced to work
- Workers should be able to join and form trade unions
- Working conditions should be safe and healthy
- Child labour should not be used
- Working hours should not be excessive
- Wages should be enough to live on and provide some discretionary income
- Workers should be treated equally, regardless of their sex, ethnic group, religion or political opinions
- Where possible, workers should be provided with regular employment
- Workers should not be verbally, physically or sexually abused or disciplined.

To find out more about how Marshalls continues to lead in sustainability, visit www.marshalls.co.uk/sustainability

Working with local voluntary organisation Hadoti Hast Shilp Sansthan (HHSS), Marshalls now funds six free schools and four free health centres in the heart of the quarrying area in Bundi – giving children an education they would not have received and ensuring that their welfare, and the welfare of their families, is catered for.



Quality Timber, Responsibly Sourced



Well managed timber purchasing policy

Recognising that timber is an important natural resource, we have an established timber purchasing policy, basing our commercial activities on responsibly managed forests. As a company we:

- Maintain one of the largest multi-site Chain of Custody Schemes in Europe
- Have requested detailed information from our timber suppliers as to the degree to which their products have been drawn from resources with certification to forest management standards. Currently around 85% of the Groups' timber and forest products are procured from suppliers who have achieved certification to the FSC or PEFC standards
- Continue to challenge all of our timber suppliers to improve their own performance and to increase the percentage of product that they supply to us that is certified to one of the above standards
- Can supply your certified timber requirements.

Quality

At Keyline our quality control systems and network of suppliers ensure that we provide a comprehensive range of consistently high quality timber products. From high volume joinery manufacturers to small building companies, we understand the needs of our customers.

Volume and standards

Keylines' profile as a responsible and reliable supplier of timber for all applications means we are trusted by all our customers to deliver high quality products time after time.

Technical Support

For technical information about timber and its uses, please contact TRADA on 01494 569601 or visit www.trada.co.uk



Timber Treatment

To ensure the long-term performance of our timber, we work closely with our suppliers.

For your reassurance, the preservative systems used on our timber comply with and are applied to modern industry standards. Our timber is preserved in controlled industrial treatment operations at any one of our strategic locations or at carefully selected third party timber suppliers.

Specifying Preserved Timber

Preserved timber products can be produced with the appropriate preservative system that meets the British and European standards. The colour of treated products may vary due to natural variations in the timber and will fade with time. To preserve the original appearance, we recommend regular further treatment with a suitable treatment, such as Cuprinol Timbercare. Dip Treated products should be allowed to mature first, should you wish to change the colour. As with all treated timber, we recommend that if further cutting, drilling or notching is carried out, the freshly exposed areas should be treated with Cuprinol Trade Wood Preserver.



Pressure Treated Products

Products marked with the Pressure Treated symbol have been pressure-impregnated with a preservative, giving an expected service life of 15 years. Subject to correct installation.



Dip Treated Products

Products marked with the Dip Treated symbol have been surface-treated with a preservative, giving an expected service life of 10 years, subject to correct installation and to being isolated from direct contact with the ground. Dip Treated fence panels should be isolated from the ground by means of Pressure Treated or concrete gravel board.



Keyline... your first choice supplier



We want to be your first choice supplier - the merchant you turn to first when you need faultless service. To do this, we need to be the best at everything we do that's important to you – convenience, product quality and availability, competitive prices, service and delivery.

We want you to rate us **“Best in Town”**

Expert staff in our national network of branches provide effective solutions and responsive service to contractors and local tradesmen.

- Nationwide network of branches
- We stock products from all the leading brands at competitive prices
- Fast and efficient service from our friendly, knowledgeable staff
- Our core range is never out of stock and specialist products are sourced quickly
- A delivery service that you can depend on
- Value for money with easy to understand, competitive pricing

Keyline supplies the widest range of heavy building materials, civils and drainage solutions to the UK construction industry. If your experience of Keyline is above or below your expectations, we'd very much like to hear from you.

Please contact:
 Andrew Harrison
 Managing Director
 Keyline Builders Merchants
 Tel: 07712 878901
 or email andrew.harrison@keyline.co.uk.

Andrew Harrison, Managing Director

Best in town!



Civils



Drainage



Access Covers & Gratings




Bricks & Blocks



Lintels



Landscaping



Block Paving



Surface Water Drainage



Cement



Aggregates



Dry Lining



Roofing



Rendering



Insulation



Street Furniture

To find your nearest branch please visit www.keyline.co.uk or text Keyline and the town you are in (e.g. Keyline Nottingham) to 81222*

*You will be charged at your standard network rate. You will not be charged for receiving texts from Keyline.

Head Office: Keyline Builders Merchants Ltd, Unit S3, Southbank Business Park, Kirkintilloch, Glasgow, G66 1XT. Tel: 0141 777 8979

www.keyline.co.uk

General Technical Information

Efflorescence

All concrete products may, in their early life, appear to lose some intensity of colour and experience a milky-white stain on the face of the product. This is efflorescence staining. It is a temporary phenomenon and is in no way detrimental to the performance of the material and responsibility cannot be accepted for its occurrence.

Clay products may also suffer from a temporary white stain called efflorescence. This is quite different from efflorescence in concrete products and is caused by soluble salts within the clay being transported by water to the surface as they dry out. Responsibility cannot be accepted for its occurrence. For further information on efflorescence staining in both clay and concrete products, please call Marshalls Consumer/Technical Advice Department **Tel: 0870 411 2233**.

Maintenance

Paving materials require periodic cleaning to maintain their appearance. Regular sweeping to prevent the build-up of detritus is recommended.

Light coloured blocks, whilst structurally sound for driveway use, are liable to emphasise tyre marks and oil spills on the driveway. It must be accepted that these

products will need more maintenance if the overall appearance is to be maintained. Ask in your local branch for care and maintenance products.

Care should be taken when buying cleaning agents as some varieties contain a concentration of acid, which can adversely affect the appearance of concrete products, clay and natural stone.

For general cleaning of dirt and algae, vigorous brushing with a stiff yard broom with plenty of hot detergent solution (washing up liquid or non-bio washing powder), thoroughly rinsed with clean water should suffice. Repeated treatment may be required for paved areas sited beneath trees or in permanent/near permanent shade. In certain circumstances, prolonged contact with wet leaves can result in staining of the paved area. Such contact should be avoided wherever practical. Certain common garden chemicals such as Ferrrous Sulphate can stain paving. Please check the information given on the container holding the chemical. If chemicals are spilt on the paving remove immediately by rinsing away with clean water.

Power-washing

Power-washing with high-pressure equipment is not normally required. Should these methods be employed, the following precautions should be observed:

- Paving should be thoroughly swept to remove detritus (loose debris) that could act as an abrasive agent when moved by the force of a power jet.
- A trial area should be tested before larger scale power-washing takes place.
- No more than a medium pressure should be applied when washing paving.
- The power-washing lance should be held at an oblique angle to the paving and at least 200mm (8") from the surface.
- If excess sand is washed from the joints during the washing exercise, it is important that the joints are re-sanded with similar materials upon completion.
- If mortar joints between pavings are damaged during power-washing they should be re-pointed/made good with fresh pointing as required, to maintain the integrity of the paving.

Colour Variation

The colours shown in this literature are as exact as photographic and printing processes will allow. We strongly recommend that the colours are judged and chosen from actual materials rather than photographic representation depicted herein. Although every effort is made to ensure consistency of product colour, variations between production batches can occur. We therefore recommend that, when purchasing materials, especially in the case of larger quantities, they all come from the same batch and that products are thoroughly mixed on site by drawing from a minimum of three packs.

Silver Birch like all Natural Stone Sandstone products vary with differing geological conditions. Such variations can lead to small particles of ironstone within the product creating a darkening of the surface with natural weathering.

Being pale in coloration, this natural weathering is more obvious with Silver Birch as against the other natural stones in the Marshalls range.

Sizes & Joint Widths

All dimensions quoted in this catalogue are nominal and are for guidance only. Actual sizes will vary, particularly on the products designed to replicate natural stone which have features such as riven profiles and fettled edges. Where space is critical, we recommend dry laying the product to check area required (especially circles and patio feature kits). The sizes and quantities given in the paving pages usually allow a nominal 10-15mm joint width.

Conditions required for Priora and Tegula® Priora

The grade of Priora featured in this brochure is only intended for normal domestic vehicles and pedestrian traffic, though occasional delivery vehicles over 3.5 tonnes gross weight can be tolerated.

For full conditions and guidelines for use ring the Marshalls Technical Advisory Service on **0870 411 2233** should you require a more detailed discussion on the intended use of the area. Installers can call for a technical pack on **0845 820 5000**.

We strongly recommend that this product is installed by a professional tradesman.

Grassguard®

Easy to lay with recommended sub base of 150mm MOT Type 1, hardcore, and a bedding regulating layer of sharp sand or pea shingle 25mm thick. This sub-base is to contain some humus type material to support root development and maintain growth during dry periods, although grass may still brown. A fine soil or loam with a peat mixture or proprietary compost should be poured in to approximately 30mm below the top surface of the slabs. Seed with tough coarse rye grass which as it grows binds the slabs and base materials together to progressively improve structural strength and loadbearing.

Technical information packs are available from the Marshalls Helpline on **0870 120 7474**.

For technical advice please contact the Marshalls Customer Technical Hotline **0870 411 2233**.



Prostate cancer doesn't only affect men

250,000 men are living with prostate cancer in the UK. It also impacts on their families and friends.

The Prostate Cancer Charity is here for everyone affected by this disease.



Confidential Helpline
0800 074 8383*
 Mon - Fri 10am - 4pm, Wed 7pm - 9pm

www.prostate-cancer.org.uk



*Calls may be monitored for training purposes. Confidentiality is maintained between callers and The Prostate Cancer Charity. A charity registered in England and Wales (1026411) and in Scotland (SC039932). Registered company: 2663981.

Product Index

| | | | | | |
|--|------------------|--------------------------------------|------------------|--|---------------------|
| Balustrade Systems | 132 - 139 | Posts & Post Caps | 116 | Safety Paving | 89 |
| Carbon Footprinting | 186 | Post Supports & Accessories | 117 | Edgings | 90 - 91 |
| Clay Block Paving | 44 - 45 | Timber Gates | 118 | Paving Planner | 10 - 11, 185 |
| Clay Pavers | 44 | Metal Railings & Gates | 119 - 121 | Power Tools | 176 - 177 |
| Dragfaced Clay Pavers | 45 | Zinc Plated Range | 122 | Sleepers | 100 - 101 |
| Clothing & Protective Equipment | 175 | Metal Posts | 123 | Storage & Accessories | 140 - 173 |
| Decking | 124 - 131 | Laying Patterns | 184 - 185 | Log Cabins | 142 - 145 |
| Drainage & Irrigation | 152 - 153 | Marshalls and Sustainability | 187 | Sheds | 146 - 147 |
| Driveways | 14 - 45 | Natural Stone Walling | 92 | Gazebos, Arbours & Arches | 148 - 151 |
| Fairstone® Driveway Setts | 20 | Fairstone® | 92 | Lighting | 154 - 155 |
| Fairstone® Block Paving | 21 | Natural Stone Paving | 50 - 61 | Decorative Aggregates | 156 - 159 |
| Concrete Block Paving | 22 - 34 | Fairstone® Riven | 50 - 51 | Ornamental Features | 160 |
| Drivesett® Tegula® | 22 | Fairstone® Riven Circle | 52 - 53 | Bagged Accessories | 161 |
| Drivesett® Tegula® Circle | 23 | Fairstone® Sawn | 54 - 55 | Topsoil, Compost & Bark Bulk Bags | 162 - 163 |
| Drivesett® Tegula® Octant | 24 | Fairstone® Antique | 56 - 57 | Topsoil, Compost & Bark Small Bags | 163 |
| Drivesett Duo® | 25 | Fairstone® Indian Black Limestone | 58 - 59 | Lawns & Artificial Turf | 164 - 166 |
| Drivesett Duo® Circle | 26 | Marshalls Standard Indian Sandstone | 60 - 61 | Geotextiles | 167 |
| Drivesett® Argent® | 27 | Paving | 62 - 91 | Preparation | 168 |
| Drivesett® Argent® Circle | 28 | Natural Slate | 62 | Finishing Touches | 168 - 171 |
| Drivesett® Tegula® Deco | 29 | Firedstone® | 63 | Ironmongery | 172 - 173 |
| Driveline Excel® | 30 | Argent® | 64 - 65 | Street Furniture | 182 - 183 |
| Drivesett® Natrale™ | 31 | Cobblestone™ Setts | 66 | Timber Sourcing & Treatment | 188 - 189 |
| Driveline 50® Vintage | 32 | Granite Cobble Setts & Cropped Cubes | 66 | Tools | 174 |
| Driveline 50® | 33 | Eclipse® Granite | 67 | Tool & Equipment Hire | 178 - 181 |
| Driveline 50® Circle Pack | 34 | Chancery® | 68 - 69 | Walling | 93 - 99 |
| Sustainable Urban Drainage Solutions | 35 | Chancery® Circle | 70 - 71 | Argent® | 93 |
| Drivesett® Argent® Priora | 36 | Coach House® | 72 - 73 | Marshalite® | 94 |
| Driveline® Priora | 37 | Perfecta® | 74 | Saxon Coping | 95 |
| Drivesett® Tegula® Priora | 38 | Regent | 75 | Old Mill® Brick | 95 |
| Grassguard® | 39 | Heritage® | 76 - 77 | Drivesett® Tegula® | 96 |
| Bioverse™ Paving Systems | 40 - 41 | Heritage® Circle | 78 - 79 | Coach House | 97 |
| Kerbs | 42 - 43 | Heritage® Octant | 80 - 81 | Croft® Stone | 98 |
| Environmental Commitment | 186 | Heritage® Accessories | 82 | lbstock Easy Angle | 98 |
| Fencing | 102 - 123 | Heritage® Walling | 83 | Heritage® Walling & Heritage® Coping | 99 |
| Fencing | 104 - 114 | Saxon | 84 - 85 | | |
| Gravel Boards & Wire Netting | 114 | Saxon Circle | 86 | | |
| Unilog | 115 | Saxon Octant | 87 | | |
| | | Utility Paving | 88 | | |